



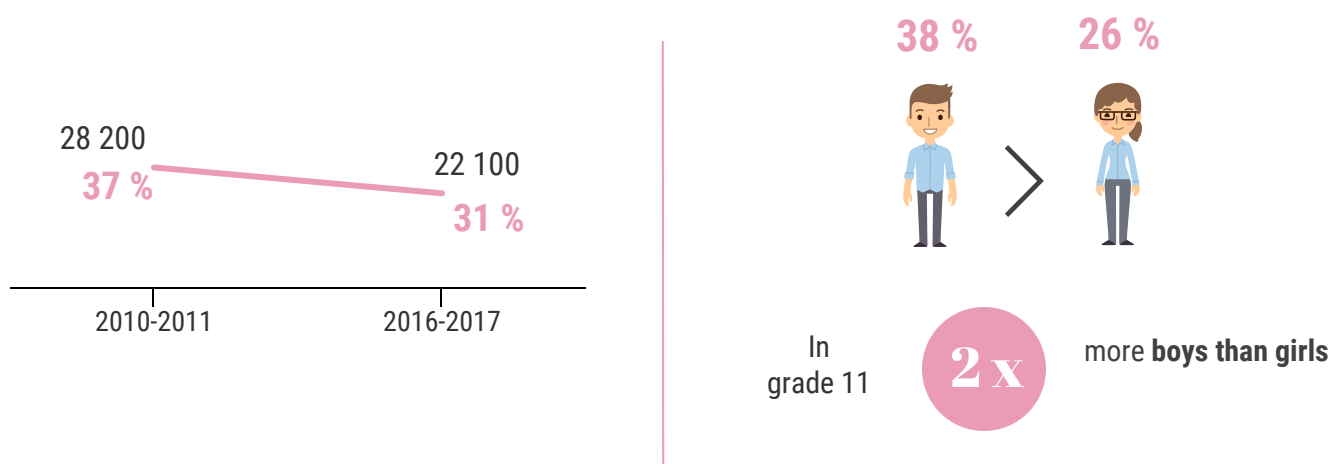
VIOLENCE AMONG TEENAGERS : ZERO TOLERANCE!

Direction de santé publique de la Montérégie

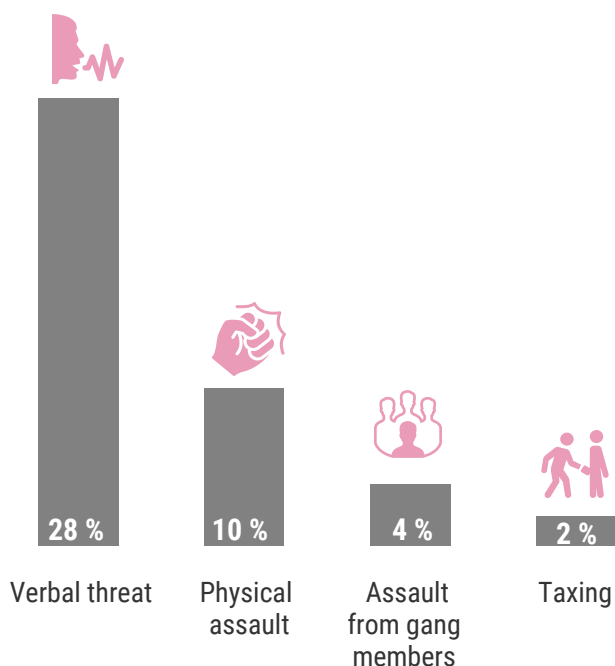
Data presented in this document pertains to high school students from grade 7 to 11 in the Montérégie. It was compiled from the cycle 2 section of the Québec Health Survey of High School Students (QSHSS), carried out by the Institut de la statistique du Québec in 2016-2017. Click [here](#) to learn more about this survey.

Violence in school or on the way to school

FEWER TEENS ARE EXPERIENCING VIOLENCE THAN IN 2010-2011, BUT THERE ARE STILL TOO MANY



VERBAL THREATS : THE MOST FREQUENT FORM OF VIOLENCE



SMS
Cyberbullying
during the school year


6 % experienced

2 x more girls than boys

Stable since 2010-2011

Violence is not just punching!


Perpetrators of indirect violence
(talking behind someone's back, excluding someone from a group, etc.)



Between 2010-2011 and 2016-2017...

↙ among girls
↘ among girls

Perpetrators of direct violence
(fighting, threatening, attacking, etc.)



Between 2010-2011 and 2016-2017...

= among girls
↙ among girls

Victim or perpetrator... most teens experience violence

Only a quarter of teens do not experience any form of violence. Of those who do, 36% are both victims and perpetrators at the same time, or at times victims or perpetrators. It is therefore not all black or white.



Reminder

Although still too common, the number of teens who experience violence has decreased over the past few years. When it comes to violence, there is zero tolerance! Whatever the form or location, including cyberbullying, violence is harmful to the health, well-being and educational success of those who commit it, experience it, or witness it. As such, is important to work with all teens and their environment in order to prevent violence.

What can the **FAMILY, SCHOOL** and **COMMUNITY** do?

Ensure that teens' living environments are safe

Promote equality in relationships and respect of differences



Teens
at the heart of our actions

Do not tolerate any form of violence : recognize the signs, denounce it, put an end to the situation and go to find help

At home, school and in any other environment (park, skating rink, etc.), create a supportive atmosphere based on trust and respect

Encourage the development of alternative solutions to violence

For more examples for **parents**, consult the Tool kit section on the enmodeado.ca website.

For data by territory (only available in french), click [here](#).

Suggested citation :

Direction de la santé publique de la Montérégie(2021). A portrait of high school students in the Montérégie. *Violence Among Teenagers : Zero Tolerance!* CISSS de la Montérégie-Centre.

Writing : Marie-Eve Simoneau, Marie-Claude Drouin and Malorie Toussaint-Lachance with the invaluable contribution of Catherine Risi.

Production : équipe Surveillance together with équipe du développement des enfants et des jeunes.

Thank you to everyone who participated in the production of this document.

GLOSSARY

Perpetrator of direct violence

A teen who has committed direct acts of aggression (fighting, threatening, attacking, etc.) occasionally or often.

Perpetrator of indirect violence

A teen who has committed indirect acts of aggression (making friends with someone else to get back at them, talking behind someone's back, excluding someone from a group, etc.) occasionally or often.

Cyberbullying during the school year

Form of intimidation carried out by electronic means during the school year, but not necessarily in school.

High school levels

Grade 7 to 11.

Violence experienced in school or on the way to school

Teens who have experienced violence (being insulted, threatened, hit, taxed, etc.), often or occasionally in school or on the way to school.

* Data to be interpreted with caution.

> < Significantly higher or lower than the value presented for comparison.

↗ ↘ Significant increase or decrease between 2010-2011 and 2016-2017
